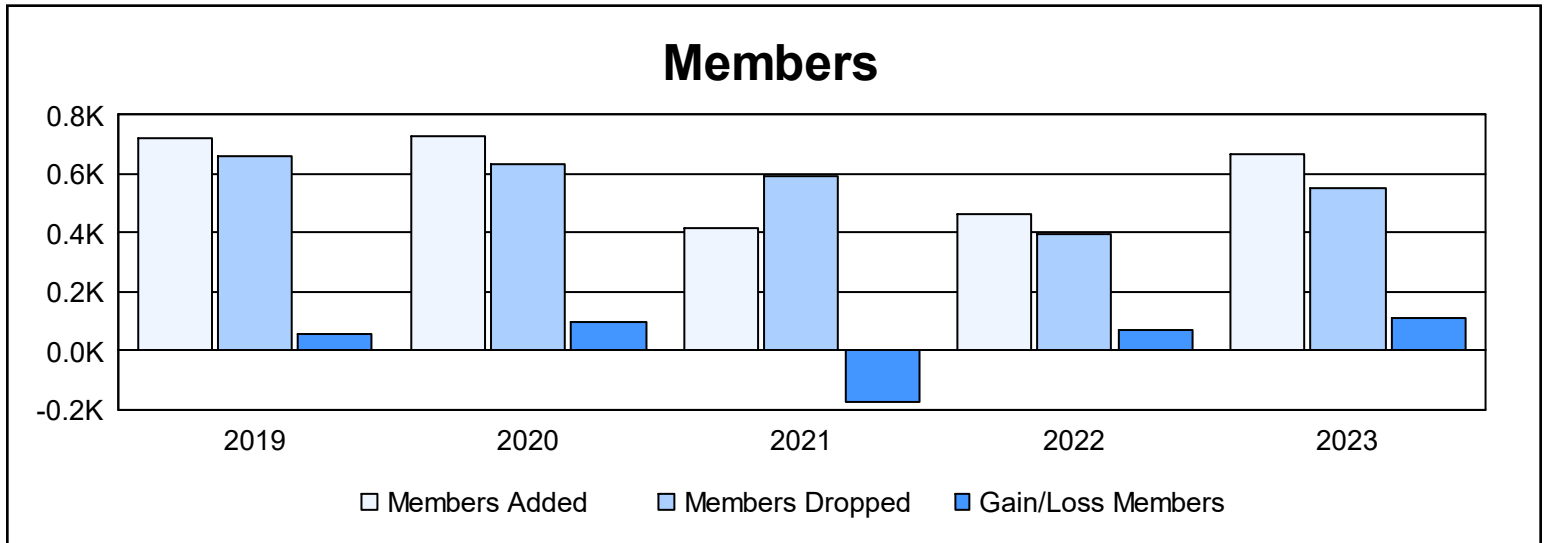
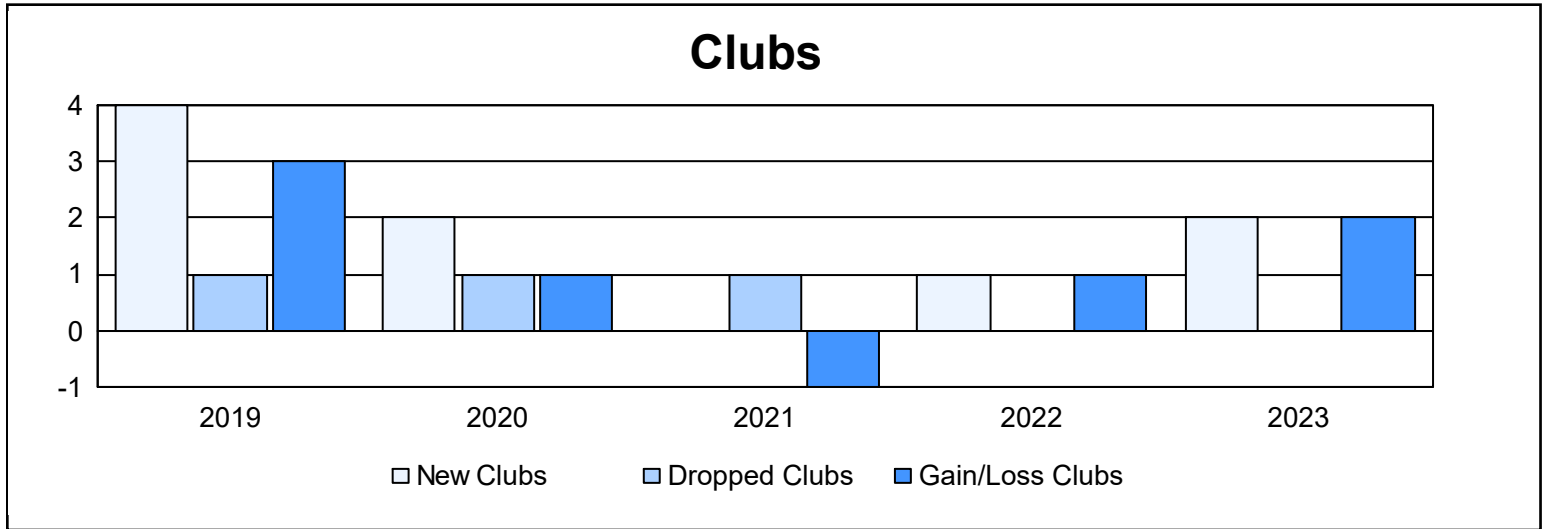
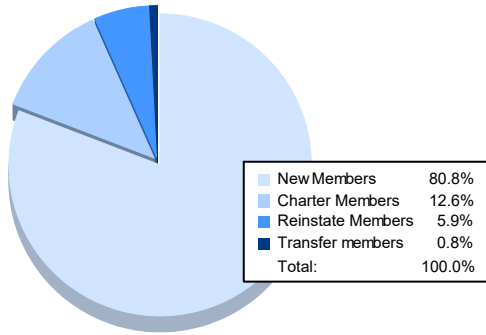


| Year | New Clubs | Dropped Clubs | Gain/ Loss Clubs | New Members | Charter Members | Reinstate Members | Transfer Members | Total Member Added | Total Members Dropped | Gain/ Loss Members |
|----------------|-----------|---------------|------------------|-------------|-----------------|-------------------|------------------|--------------------|-----------------------|--------------------|
| 2018-2019 | 4 | 1 | 3 | 546 | 141 | 29 | 4 | 720 | 661 | 59 |
| 2019-2020 | 2 | 1 | 1 | 633 | 68 | 20 | 10 | 731 | 632 | 99 |
| 2020-2021 | 0 | 1 | -1 | 394 | 2 | 19 | 1 | 416 | 593 | -177 |
| 2021-2022 | 1 | 0 | 1 | 408 | 37 | 14 | 5 | 464 | 394 | 70 |
| 2022-2023 | 2 | 0 | 2 | 538 | 84 | 39 | 5 | 666 | 555 | 111 |
| Average | 2 | 1 | 1 | 504 | 66 | 24 | 5 | 599 | 567 | 32 |



Membership Composition June 2023 Cumulative



Gender Composition June 2023 Cumulative

